



Das Auto.

The Beetle





Content overview

Introduction	5	Volkswagen Genuine Accessories	19
 Exterior	7	Specifications	21
 Interior.....	9	Colours and Upholstery	29
 Interior Dash & Trim	11	Fuel Saving Tips	31
 Technology	13	Glossary	32
 Safety	15	Owning a Volkswagen	33
 Optional Packages	17	Corporate Sustainability – Think Blue. ...	34







Introduction

Get back

No other car in the world has a heritage like the Beetle; it truly is an automotive icon. The good news? There's a new Beetle for the 21st century and it's every bit as modern as you'd expect.

Known around the globe for its simple, sturdy and elegant design, it's no surprise that over a span of decades the Beetle has captured drivers' imaginations—not to mention their hearts—in a way that no other car can match. It's a model that reaches across generations and it testifies to the fact that regardless of how quickly the world and the technologies in it may change, some things endure.

But don't be fooled; the 21st century Beetle isn't an exercise in nostalgia or historical self-indulgence. It's a thoroughly modern motor car in every way imaginable, from design and performance to comfort and economy.

And though it sports a familiar silhouette and a famous name, the most important thing the 21st century Beetle has in common with its automotive ancestors is actually the spirit of the original, the same commitment to innovation, adventure and freedom.

The Beetle is the car that set thousands, even millions, of people free. Free to travel where and how they liked. Free to visit new locations and familiar friends. Free to experience the pleasures of the open road.

That tradition is set to continue; the Beetle is a car that will lead to all kinds of exciting discoveries as it takes you down new roads to new destinations.

Not only is it full of delightful surprises and clever design, it's also a great car to drive. Its 1.4 litre TSI twincharged petrol engine is a sprightly performer and whether you choose the 6 speed manual transmission or the 7 speed DSG, it's smooth and responsive.

Coupled with a range of Volkswagen's driver assistance and safety technologies (including Hill Start Assist, Electronic Stabilisation Program, ABS brakes, XDL and Anti-Slip Regulation), you'll find the driving experience to be thoroughly modern.

As is the car's interior. Carefully selected design cues recall the Beetle's history but this is a brand-new car with its own statement to make.

From the leather steering wheel that also functions as a control centre for the Beetle's most important systems to the unique 'retro' glove box (a direct nod to the past), the interior has been created to make driving as comfortable and safe as can be. Ergonomically designed seats, flexible storage spaces, dual zone automatic climate control air conditioning and more make taking a trip in your new Beetle more enjoyable than ever.

Add in a raft of technologies to improve safety, comfort and drivability and you've got a car that gives you the best of both worlds: a classic silhouette, modern design and a drive that will have you grinning from ear to ear.




Exterior

Classic lines, modern style

There's just no mistaking it. The Beetle is perhaps the most-recognised car in the world. The original's classic lines have been updated for the 21st century; its stance is lower, more poised and more confident. The bonnet's curve recalls classic coupés, the steeply raked front windscreen, long roofline and the rear spoiler complete the silhouette and portray an unmistakable presence.

But there's more to it than just the silhouette. Classic round headlights and chrome highlights help fill in the details, giving the Beetle a purposeful look that inspires confidence from the first glance, not to mention providing plenty of light to make driving safer when it's dark outside. Stylish wheels complete the look, with options to ensure your new car looks just the way you want it to.





01. Headlights and daytime driving lights

Round headlights are pure 'Beetle' and their presence perfectly complements the rest of the car's appearance. With daytime driving lights incorporated into the main housing the Beetle's 'face' remains as inviting as always while providing plenty of light when needed.

02. Front fog lights with static cornering lights

Artfully merged into the lower bumper, the Beetle features front fog lights with static cornering lights as standard. But don't be deceived by their subtle placement and appearance; they improve visibility when conditions are less than perfect, making for a safer, more relaxed drive.

03. Chrome highlights

Good design is subtle and car design is an art, which is why the Beetle includes a number of carefully located chrome highlights. These include a horizontal strip through the lower air intake and strips along the door and window sills. They draw the eye across the car, emphasising its clean lines and distinctive silhouette.

04. Coupé-like silhouette

There's never been a coupé quite like this. Volkswagen's design team took the famous Beetle shape as their starting point and have produced a new car with a unique identity. The Beetle's purposeful lines, longer, wider and lower stance, deeply curved bonnet, steeply raked windscreen, long roofline and arched sides let you know it's ready to move whenever you are.

05. Rear spoiler

Standard on the Beetle the rear spoiler adds a dash more flair and visual interest to its silhouette and rear quarter. Finished in the car's body colour but with a black upper surface, it's yet another sign this car means business.

06. Parking distance sensors front and rear

It'd be a shame to bump into another car while parking, which is why the Beetle includes front and rear parking distance sensors. These help make parking a breeze and take much of the stress out of manoeuvring the car in tight spaces.

07. Rotor alloy wheels

It's hard to feel comfortable or well-dressed if you're wearing poor-quality shoes and the same holds true of cars and wheels. Fortunately, the Beetle comes impeccably shod, with stylish 17-inch 'Rotor' alloy wheels fitted as standard.

Interior

Ergonomics have never looked so good

It's what's inside that counts, right? The Beetle's interior recalls that of its illustrious ancestor, yet there are thoroughly modern touches that will surprise and delight even the most fastidious owner. From the body-colour elements (dash panel, door panels and steering wheel hub), instrument cluster and storage box to the thoroughly modern steering wheel and touch screen system, the interior is a harmonious blend of classic and modern.

Beyond the good looks you'll also find an interior space that's comfortable and ergonomic. The roofline offers head space for rear-seat passengers and clever storage spaces abound. The seats—available in comfortable, hard-wearing fabric or leather option—are height-adjustable and will keep you comfortable and alert on even the longest trips. Controls fall neatly to hand; the rear seats split and fold to optimise your storage options; and the large hatch makes getting your gear in and out a breeze.



Optional RNS510 Satellite navigation shown.



01. Retro glove box

It's funny what people remember about the original Beetle. Take, for example, the glove box. Well-loved in its time, it has received a modern makeover for the 21st century. With an easy-to-operate latch the only problem you'll have with it is deciding what should go inside.

02. RCD510 audio system (not pictured)

Whether you like to listen to your favourite radio station, a much-loved CD or the latest music downloads, the Beetle's RCD510 touch screen audio system has you covered. Easy to operate, it incorporates a 6-disc CD player, SD card slot and delivers sound via eight high-performance speakers. It's a system so good you might not want to turn it off.

03. Retro design elements

Large round instrument cluster; dashboard storage box; roof line assist straps... they all have a few things in common. They're all part of the Beetle's heritage and they're all present in the 21st century Beetle. They're included not just because they're retro touches that reference Beetles gone by; rather, they're included because good design never goes out of date.

04. Dual zone automatic climate control air conditioning

No matter whether your drive is long or short it pays to be comfortable, and good air conditioning can make all the difference. The Beetle's dual zone automatic climate control air conditioning system will keep you (and your passengers) warm in winter and cool in summer.

05. Flat-bottomed steering wheel

The Beetle's leather-clad, flat-bottomed steering wheel does double duty as a control hub for a number of systems you'll want to access while driving—without having to take your eyes off the road. Music, phone and other systems are all at your fingertips for maximum convenience and minimum distraction.

06. Split/fold rear seat

The Beetle's boot has a generous 310-litre luggage capacity, more than enough for day-to-day needs. But should you need to carry a serious load, the 50:50 split/fold rear seat allows you to expand the capacity to a generous 905 litres.

07. Chrome highlights

The secret to making a great car interior is to provide just enough visual detail to provide some interest and guide the eye to the important controls and functions, without it becoming visually cluttered or distracting. Careful attention to detail means the Beetle's chrome highlights have been carefully designed and precisely located to provide the optimal balance between utility and style.

Interior Trim & Dash

A car's dashboard is a focal point for the driver. It frames the view of the outside world and has to include controls and displays for all the information required to drive the car—without being unnecessarily distracting. It also has to house important systems like air conditioning (and vents), sound systems (and speakers), airbags, the glove box, additional storage spaces and more. So when Volkswagen's designers started work on the Beetle's dashboard, they had functionality in mind first and foremost. But they also had aesthetics to consider, as functional design has to fit within a broader context.

In this case, they came up with a solution that's harmonious with every aspect of the Beetle. It's eminently practical, highly ergonomic and very, very stylish.

From key elements remaining the car's body colour to the handsome trim and ergonomically located controls, we're not ashamed to say there's more to this dash than meets the eye.



→ Tornado red



Interior elements in body colour

Ever wondered what makes a car into a coherent design statement? The Beetle's body-coloured door panels, dash panel and steering wheel hub are elements that do just this. They're an example of fine attention to detail, ensuring that every part fits harmoniously into the whole, making it greater than the sum of its parts.

→ Deep Black (Pearl Effect)



→ Candy White



→ Saturn Yellow



→ Denim Blue



→ Platinum Grey (Metallic)




→ Moon Rock Silver (Metallic)



→ Reflex Silver (Metallic)



→ Black comfort cloth upholstery



→ Black Vienna leather (Optional)



→ Salsa Red / Black Vienna Leather (Special Order Option)

Please note that Metallic and Pearl Effect paint are optional at extra cost. The print process does not allow for exact reproduction of the exterior or the upholstery colours. Please contact your Volkswagen Dealer for further information on colours and upholstery combinations.

Technology

Everything you need, nothing you don't


Every Volkswagen ever made shares a lineage of technological innovation, practical features and outstanding design. That's because the focus is never on technology for its own sake. Rather, the technologies used are there to serve, to meet goals (like fuel efficiency, safety, performance or even convenience) and solve practical problems.

So the Beetle houses a mix of technologies, from innovative implementations of the engine and transmission, to the most modern engine monitoring

and driver assistance systems. They solve practical problems, like getting from A to B as efficiently as possible, and they all work together to deliver a car that performs well in all conditions and under all kinds of load. It's a simple philosophy, really—all the technologies you need, none you don't.

This technology combined helps the Beetle to deliver its most valuable characteristic. Fun.





01. 1.4 litre TSI Twincharged engine

With a healthy output of 118kW of power and 240Nm of torque, the 1.4 litre TSI Twincharged engine is the Beetle's mighty heart. The 'Twincharge' designation signals that both a turbocharger and a supercharger are used, to improve fuel economy as well as ensuring smooth, consistent power delivery.

02. 6 speed manual transmission

It's hard to beat the feeling of driving a car with manual transmission. It's all about having full control over your gear selection and the Beetle's 6 speed manual transmission works with its silky-smooth clutch and the engine's consistent power delivery to ensure that being in the right gear at the right time is as simple—and as satisfying—as can be.

03. 7 speed DSG transmission[^]



Volkswagen's DSG (Direct Shift Gearbox) transmissions are renowned the world over for their fast shifting and well-spaced gear ratios whilst helping to increase fuel economy. The Beetle's 7 speed DSG is no exception, providing confident, carefree driving on open roads and back streets alike.

04. Hill Start Assist

What the Beetle's Hill Start Assist system does is simple in principle: it interacts with the car's brakes when starting off on a slope and prevents it from rolling backwards. So not only does it make hill starts smoother, it also improves safety and makes driving easier and less stressful.

05. Electro-mechanical power steering

Precision is the key. The Beetle's electro-mechanical power steering delivers precise, accurate control without sacrificing feedback from the road surface or other outside conditions. It also makes low-speed manoeuvring comfortable and hassle-free, so you can concentrate on putting the car just where you want it to go.

 Optional equipment. [^]Keyless access shown only available with optional technology pack.

Safety

Active and passive safety systems have you covered

Nothing is more important to Volkswagen than the safety of its vehicles' drivers and passengers, and the Beetle makes no concessions here. From active safety systems designed to reduce the likelihood of accidents from happening (like the Electronic Stabilisation Program, ABS, Brake Assist, Electronic Differential Lock and Anti-Slip Regulation) to passive safety systems designed to protect vehicle occupants if an accident does happen (like airbags and head restraints), the Beetle will do its best to keep its driver and passengers safe and sound.

Of course, the best safety system is an alert driver, which is why so many of the Beetle's other technologies and features are carefully designed to provide maximum functionality with minimum distraction. But even the most vigilant driver can end up in a tricky situation and if that happens, it's reassuring to know that your car has been designed with your safety in mind.





01



03



04

01. Electronic Stabilisation Program (ESP)

Volkswagen's Electronic Stabilisation Program (ESP) constantly monitors variables like steering and braking inputs, acceleration, body roll and other information to track the vehicle's status. It can then interact with the car's braking and engine management systems if it detects destabilisation, such as under- or over-steer in a corner.

02. ABS, Brake Assist, EDL and ASR

The Beetle includes a number of driver assists including ABS braking, Brake Assist (which automatically increases braking pressure in an emergency), Electronic Differential Lock (for improved traction on loose surfaces) and Anti-Slip Regulation (which reduces power to wheels that have broken traction), to improve safety in a range of road and weather conditions.

03. Daytime driving lights

A good driver is always alert to the environment but it never hurts to make it easier for fellow road users to see your car coming. Daytime driving lights make the Beetle's more visible to other road users and provide another layer of preventative safety to minimise the chances of being involved in an accident.

04. Airbags

The Beetle is not only about good looks and fun it also has occupant safety in mind. The Beetle features driver and front airbags alongside front side/head airbags which help to significantly reduce occupants' chances of sustaining an injury should an accident occur.

05. Safety optimised front head restraints

The Beetle can bring itself to a stop quite smartly if needed but as with any rapid halt, 'whiplash' may occur. That's why every Beetle includes safety optimised front head restraints as standard—to minimise the risks of sustaining a head or neck injury in the event of an emergency stop.

06. Extended Electronic Differential Lock (XDL)

The Beetle's XDL reacts to load relief at the front inside wheel when cornering hard. It helps prevent traction loss or slippage, which means you can tackle corners with more confidence and more safety.

Optional Equipment

Make your Beetle unique... just like you

A distinctive car for distinctive individuals. The Beetle has always been loved by owners who like to stand a little apart, to make individual statements about who they are and what they like.

Unsurprisingly for a car with such broad appeal and so many owners across the globe, personalisation has always been a big part of the Beetle's appeal so there are a number of options available that will help you to make your new car uniquely your own.

Whether it's a Technology package to add in some great new features like Keyless Access, Bi-Xenon headlights, the Sport package to install 18" alloy wheels and specialised instrumentation, or individual options like a sunroof, leather upholstery or satellite navigation, we're confident you'll be able to fine tune your new car until it matches your needs—and your personality—down to the ground.



01



01. Technology package

This package is for technology lovers and it includes a number of upgrades that add to the Beetle's (already excellent) safety and amenity. They include Bi-Xenon headlights with LED daytime driving lights, Keyless Access, electrically foldable exterior mirrors and low tyre pressure indicator.

02. Sport package

The Beetle is already a driver's car but for true enthusiasts, the Sport package adds in a few extras to round out the driving experience. These include 18-inch 'Twister' alloy wheels, dark tinted rear and rear side window glass, steering wheel gearshift paddles (for DSG models). There's also an additional instrument cluster including oil temperature and turbocharger pressure gauge, and a multi-function stopwatch for pinpoint time-keeping.

03. Panoramic electric glass sunroof

Driving in the Beetle is all about enjoying the world as it passes by your windows and the panoramic electric glass sunroof takes those pleasures two steps further by allowing plenty of light in from above—and plenty of air in when the roof is retracted. Perfect for whenever you want to bring the great outdoors... indoors.



04. Vienna leather appointed upholstery

It's hard to beat the luxurious feel and durability of high-quality leather upholstery, and the Beetle's Vienna leather appointed option adds a touch of visual flair to the car's interior as well. Available in stylish black or, by special order, dramatic black and red, they add an undeniable touch of class to an already classy vehicle.

05. RNS510 Satellite Navigation System

Taking the Beetle's standard sound system a step further by adding a touch-screen GPS function, the RNS510 Satellite Navigation System is great for daily drives, weekend expeditions and holiday odysseys alike. The system also includes a 30 gigabyte hard drive for storing your navigation data and music. Staying entertained and on-course has never been easier.



Volkswagen Genuine Accessories

The finishing touches

Our comprehensive range of genuine accessories give you the freedom to customise the look and feel of your vehicle to reflect your own personality and individual sense of style. The product philosophy is simple – to deliver innovative technologies and premium design – right down to the finest detail. Each and every genuine accessory has been designed specifically with the Passat Alltrack in mind and has been

engineered and rigorously tested to ensure that it meets the same high standards of quality as the vehicle itself.

For more information or to experience the full range of genuine accessories designed to suit the Passat Alltrack, visit your local Volkswagen Dealer.





03



04



05



06



07



08



09



10



11



12

- 01. Decorative film, 2 stripe design, black or white
- 02. Decorative film, 4 stripe design, black or white
- 03. Key covers: Beetle, Volkswagen and Turbo
- 04. Cargo liner
- 05. Helix alloy wheels, 17" Anthracite
- 06. Helix alloy wheels, 18" Silver

- 07. Decorative film, Wolfsburg coat of arms
- 08. Decorative film, Billiard Ball
- 09. Beetle embossed textile floor mats
- 10. Mud flaps, front and rear
- 11. Nick name badging – Beetle and Volkswagen
- 12. Decorative film, Nicknames Beetle

It is noted that the above accessories may have an effect on fuel efficiency. Items such as sports equipment and iPod® are for illustration purposes only and are not available for purchase from Volkswagen Group Australia or its dealers. For a full range of genuine accessories please refer to the model specific accessories tab at www.volkswagen.com.au

Specifications

Safety	The Beetle
→ Airbags	
Driver and front passenger airbags	S
Driver and front passenger side/head airbags	S
→ Anti-theft	
Alarm system with interior monitoring and tilt sensor	O
Electronic engine immobiliser	S
→ Body	
Fully galvanised body with 12 year anti-corrosion perforation warranty	S
Door side impact protection	S
Rigid safety cell with front and rear crumple zones	S
→ Brakes	
Automatic flashing brake lights activated in emergency braking situation	S
Anti-lock Braking System (ABS)	S
Brake Assist	S
Electronic Brake-pressure Distribution (EBD)	S
Hill Start Assist (HSA)	S
→ Entry/warning reflectors in front doors	S
→ First aid kit	A
→ Head restraints	
Front safety optimised head restraints, height adjustable	S
Rear head restraints height adjustable (3)	S
→ Lighting	
Daytime driving lights, halogen light integrated in headlight housing	S
Front fog lights with static cornering light function, mounted in lower bumper	S
Fog lamp, rear	S
→ Locking	
Remote central locking with safelock deadlock mechanism	S
2 stage unlocking (programmable)	S
Automatic locking after take-off (programmable)	S
One touch lock / unlock for driver	S
Fuel filler flap lock/unlock by central locking, push to open	S
Key cover, 'nickname' lettering (various designs)	A

Specifications

Safety (Continued)	The Beetle
→ Luggage cover, removable	S
→ Seat belts Front with pre-tensioners and belt force limiters	S
Visual and acoustic warning for driver and front seat passenger seat belts not fastened	S
Visual indication for rear seat passenger seat belts fastened or not fastened	S
3 point seat belts for all passengers (4)	S
Child seat anchor points mounted on back of rear seat (2)	S
→ Traction control Anti-Slip Regulation (ASR)	S
Electronic Differential Lock (EDL)	S
Electronic Stabilisation Program (ESP)	S
Extended Electronic Differential Lock (XDL)	S
Exterior Equipment/Styling	
→ Body enhancements Body coloured bumper bars, outer rear view mirrors and door handles	S
Chrome strip on lower edge of side window frames	S
Dual exposed exhaust tail pipes	S
Lower body side moulding with chrome insert	S
Lower front air intake with chrome insert	S
'Nickname' nameplate on tailgate (various designs)	A
Rear bumper with black diffuser	S
Rear hatch spoiler	S
Body decals (various designs)	A
Exhaust tail pipe trim, chrome	A
→ Paint Metallic / Pearl Effect paint finish	O
→ Protection Door sill protection, clear film	A
Door sill protection, stainless steel with 'nickname' lettering	A
Loading sill protection, clear film	A
Mudflaps, front & rear	A
→ Tinted glass Heat insulating tinted glass	S

Specifications

Exterior Equipment/Styling (Continued)	The Beetle
→ Wheels	
Alloy wheels (Rotor) 17x7" with 215/55 R17 tyres	S
Alloy wheels (various designs) 17", 18" and 19"	A
Please consult your Volkswagen Dealer for correct wheel and tyre fitment by model	
Anti-theft wheel bolts	S
Valve caps, Volkswagen logo	A
Weight and space saving spare wheel	S
Comfort and Convenience	
→ Armrest	
Front centre armrest with storage compartment	S
→ Air conditioning	
Air conditioning, dual zone automatic (2 modes) climate control with indirect ventilation mode	S
Air quality sensor with automatic air recirculation	S
Dust and pollen filter	S
→ Cruise control	S
→ Cup holders	
Front (2)	S
Rear (1)	S
→ Driver assistance systems	
Parking distance sensors, front and rear	S
Optical Parking System (OPS) in radio display	S
→ Floor mats	
Front and rear, carpet	S
Front and rear, premium carpet with 'Beetle' lettering	A
Front and rear, rubber	A
→ Grab handles	
Soft fold away grab handles, front	S
Assist strap, left and right	S
→ Headlights	
Combined headlight and fog light rotary switch	S
Halogen headlights with daytime driving lights and clear polycarbonate lens	S
Headlight-on warning buzzer	S

Specifications

Comfort and Convenience (Continued)	The Beetle
→ In car entertainment and technology	
AM/FM security coded radio (RCD510) with 6½" touch screen display, MP3 compatible SD card slot and 6 disc CD changer (in dash)	S
Audio and telephone controls mounted on steering wheel	S
Auxiliary input audio socket in front centre console	S
Bluetooth® phone connectivity with phonebook display and Bluetooth® audio streaming operation via touch screen audio unit.	S
Speakers, front and rear (8)	S
Media Device Interface (MDI), fitted in glove compartment and supplied with USB connection cable	S
Media Device Interface (MDI) connection cables for iPod®, mini USB and auxiliary input	
Please note: iPhone 5 compatibility is not yet available	A
Satellite navigation system (RNS510)	
High-resolution touch screen display in 16:9 format, 2D, topographical and 3D (bird's eye) map views, voice control for navigation, telephone and radio functions, integrated 30 GB hard drive for storing music and navigation data, SD card slot and single DVD drive for the playback of audio CD/MP3	O
→ Instrumentation	
Speedometer & tachometer, electronic odometer and tripmeter, fuel gauge, service interval display, digital clock, outside temperature display, low fuel and high coolant temperature warning lights, brake pad wear indicator, white adjustable illumination	S
Comfort indicator function (1 x touch = 3 x flash)	S
→ Interior highlights	
Body coloured dashboard fascia and upper door panels	S
Chrome highlights to headlight rotary switch, audio console surround, air vents, front cup holder surround, gear lever surround and interior door grab handles	S
Door sill scuff plates with silver highlights	S
Door sill scuff plates in stainless steel with 'nickname' lettering (various designs)	A
Gearshift knob and handbrake lever in leather	S
Stainless steel pedal set	A
→ Interior lighting	
With time delay	S
Front reading lights (2) with indirect dashboard lighting	S
→ Luggage compartment	
Luggage compartment light	S
Luggage compartment protection, moulded foam	A
Shopping bag hooks	S
→ Mirrors	
Automatic dimming interior rear-view mirror	S
Additional interior rear view mirror	A
Electrically adjustable and heated exterior mirrors	S
LED turn indicator lights integrated in exterior mirrors	S

Specifications

Comfort and Convenience (Continued)	The Beetle
→ Power steering Electro-mechanical, vehicle speed and steering input sensitive	S
→ Seating Comfort front seats Easy entry front seat backrest release function Height adjustment for front seats Split folding rear seat backrest (50/50)	S S S S S
→ Steering wheel 3 spoke leather rimmed flat bottomed steering wheel with body coloured insert Audio, telephone and Multi-Function Display controls Height and reach adjustable steering wheel	S S S
→ Storage Beetle glove box integrated in dashboard fascia Glove box Tray in centre console Compartment in roof console (not with panoramic glass roof) Driver's side dashboard compartment with lid Front door trays with retaining straps Front seat backrest storage pockets Open tray on top of dashboard (not with Sport Package) Waste container	S S S S S S S S A
→ Sunroof Panoramic glass sunroof Electrically slide and tilt adjustable Integrated wind deflector and sunblind	O
→ Sun visors Driver and front passenger, with ticket holders	S
→ Transmission Gearshift recommendation indicator (manual) 6 speed manual transmission 7 speed Direct Shift Gearbox (DSG) with sport mode and Tiptronic function	S S O
→ Trip computer Multi-Function Display (MFD) – driving time, trip length, average and current speed, average and current fuel consumption, distance till empty, speed warning function, vehicle status, audio and navigation (optional) displays	S

Specifications

Comfort and Convenience (Continued)	The Beetle
<p>→ Upholstery</p> <p>Comfort cloth seat upholstery</p> <hr/> <p>Vienna leather appointed seat upholstery, front sports seats with lumbar adjustment and individually heated</p> <p><small>Some parts of the leather appointed seat upholstery will contain man made material.</small></p>	<p>S</p> <hr/> <p>O</p>
<p>→ Vanity mirrors</p> <p>Driver's and passenger's side vanity mirrors with sliding covers</p>	<p>S</p>
<p>→ Wipers</p> <p>2 speed aero wipers with wash/wipe</p> <hr/> <p>Rain sensor</p>	<p>S</p> <hr/> <p>S</p>
<p>→ Windows</p> <p>Power front, with roll-back function and one-touch up-down</p> <hr/> <p>Remote operated convenience close and open feature</p>	<p>S</p> <hr/> <p>S</p>
<p>→ 12V socket</p> <p>Centre console, front and rear (2)</p>	<p>S</p>
Optional Package	
<p>→ Sport package</p> <p>Alloy wheels (Twister) 18x8" with 235/45 R18 tyres (4)</p> <p>Dark tinted rear side and rear window glass, 65% light absorbing</p> <p>Sports instruments on dashboard – boost pressure, oil temperature and stopwatch</p> <p>Steering wheel gearshift paddles (DSG)</p>	<p>O</p>
<p>→ Technology package</p> <p>Bi-xenon headlights for high and low beam with LED daytime driving lights and automatic self-levelling</p> <p>Electrically foldable exterior mirrors</p> <p>Keyless Access, keyless entry and starting system including starter button</p> <p>LED rear number plate light</p> <p>Low tyre pressure indicator</p>	<p>O</p>

Technical Specifications

	The Beetle	
→ Engine	1.4 litre TSI	
Type	4 cylinder inline Twincharger direct injection petrol	
Installation	Front transverse	
Cubic capacity, litres/cc	1.4 / 1390	
Bore/stroke, mm	76.5 / 75.6	
Max power, kW @ rpm	118 kW @ 5800	
Max torque, Nm @ rpm	240 @ 1500-4500	
Compression ratio	10:1	
Fuel system	Bosch Motronic	
Ignition system	Electronic	
Exhaust emission control	Exhaust gas recirculation, catalytic converter and lambda probes	
Emission level [^]	EU5 [^]	
Fuel type (Recommended)	Premium unleaded 95 RON minimum	
Fuel tank capacity, litres	70	
→ Transmission		
Driven wheels	6 Speed Manual Front wheel drive	7 Speed DSG Front wheel drive
→ Performance [#]		
0-100km/h, seconds	8.3	8.3
→ Fuel consumption ^{**}		
Combined, L/100km	6.8	6.4
Urban, L/100km	8.9	7.9
Extra Urban, L/100km	5.5	5.5
CO ² emission, g/km	158	148
Fuel tank capacity litres	55	55

[^] Emission level according to European Regulation (EC) No. 715/2007 and Regulation (EC) No. 692/2008.

[#] Please note figures are sourced from overseas data where equipment levels by model variant may vary.

^{**} Fuel consumption figures according to Australian Design Rule (ADR) 81/02.

The driving style, road and traffic conditions, environmental influences, the fitment of accessories and vehicle condition can in practice lead to consumption figures which may differ from those calculated with these standards.

Technical Specifications

		The Beetle	
→ Running Gear			
Suspension	Front axle	Independent, MacPherson struts with lower A-arms. Anti-roll bar	
	Rear axle	Torsion beam axle, trailing arms, coil springs. Anti-roll bar	
Steering		Electro-mechanical power assisted rack & pinion steering	
Brake systems		Anti-lock Braking System (ABS) with Electronic Brake-pressure Distribution (EBD), Brake Assist and Electronic Stabilisation Program (ESP)	
Brakes	Front	Ventilated discs	
	Rear	Discs	
Turning circle, metres		10.8	
→ Weights			
Tare Mass kg		6 Speed Manual 1292	7 Speed DSG 1306
→ Exterior Dimensions			
Overall length mm		4278	
Width mm		1808	
Height mm		1477	
Wheelbase mm		2524	
Track mm	Front	1578	
	Rear	1544	
→ Luggage Area Dimensions#			
Volume L	(Rear seat upright)	310	
	(Rear seat folded)	905	
Floor length L	(Rear seat upright)	838	
	(Rear seat folded)	1493	
Luggage area width mm	At widest point	1146	
	At narrowest point	960	
Luggage load height mm	To luggage cover	546	
	To roof lining	813	

Please note figures are sourced from overseas data where equipment levels by model variant may vary.

Colours



Candy White



Tornado Red



Saturn Yellow



Deep Black (Pearl Effect)

Platinum Grey (Metallic)



Denim Blue

Reflex Silver (Metallic)




Moon Rock Silver (Metallic)

Please note that Metallic and Pearl Effect paint are optional at extra cost. The print process does not allow for exact reproduction of the exterior or the upholstery colours. Please contact your Volkswagen Dealer for further information on colours and upholstery combinations.


Upholstery



Black comfort cloth



Black Vienna leather (Optional)



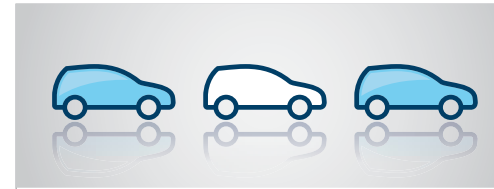
Salsa Red / Black Vienna leather (Special Order Option)

Fuel Saving Tips

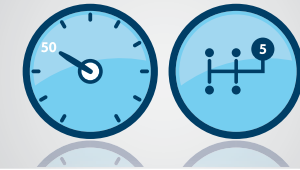
We can all Think Blue.

At Volkswagen, we aim to produce the most fuel efficient, environmentally sustainable vehicles possible. The good news is – we can all do our little bit to 'Think Blue'. Below, we have summarised the best tips for how you can drive more responsibly and reduce fuel consumption even further. It's not just your wallet that will benefit from these tips, but the environment too. Its practical benefits go far beyond just saving money and reducing emissions. Here are nine tips on how to drive more efficiently.

Be aware and save fuel. Think Blue.



01. Take it easy and save
Drive the modern way and think ahead.
Drive smoothly and anticipate hazards. Hard braking and acceleration, sudden lane changes and unpredictable behaviour is fuel-inefficient.



02. Change up early and fill up later
Drive in the highest gear possible.
Use a higher gear with a manual transmission. Low revs take far less energy. With an automatic, reduce acceleration and avoid a kick down.



03. Just let it roll
Use overrun fuel cutoff.
With the right driving techniques, you can really save. Whilst in gear, coast down hills or towards traffic lights to reduce feeding fuel to your engine.



04. Comfort high, fuel consumption low
Use auxiliary equipment in moderation.
Check the equipment you're using – if you don't need it, consider turning it off. De-misters, sound systems and air conditioning all use energy.



05. Savings are in the air
Check your tyre pressures.
Check your tyre pressures to cut fuel consumption. Under-inflated tyres force your car to burn more fuel. Tyres in good order will help you save fuel.



06. A warm engine – a cool way to save
Avoid short trips.
Plan to minimise the number of trips you need to make. Frequent short trips mean higher fuel consumption as cold engines run less efficiently.



07. Well-oiled for impressive savings
Use Volkswagen approved engine oils.
A well-lubricated engine produces less emissions especially when the weather is cold or the trip is short. Change your oil at regular intervals.



08. Keep it sleek
Cut aerodynamic drag.
Remember to remove roof racks, bike racks or roof boxes off your car when they're not in use. Keep windows up and sunroofs closed to reduce drag.



09. Lightly does it
Avoid unnecessary weight.
Every kilogram you load into your car takes energy to move – energy that will be supplied by burning fuel. The lighter you drive, the more you save.

Glossary

Anti-lock Braking System (ABS)

When braking, wheel speed sensors measure the road wheel speed and should one or more wheels start to lock the ABS system reduces brake pressure to that wheel. This prevents the wheels from locking during heavy or emergency braking, enabling the vehicle to remain steerable.

Anti-Slip Regulation (ASR)

ASR is a traction control system that prevents the wheels from spinning under acceleration by reducing engine torque.

Brake Assist

During emergency braking, Brake Assist aids the driver by increasing the brake pressure automatically to a level exceeding the locking limit. The ABS is thus quickly brought into the operating range, which enables maximum vehicle deceleration to be achieved.

Direct Shift Gearbox (DSG)

DSG is a manual gearbox in which the gearshifts are controlled electronically. What makes the DSG unique is that it has 2 separate gear sets operated by 2 clutches. The benefit of 2 gear sets and 2 clutches is that one gear set and clutch is engaged driving the vehicle with the second disengaged clutch having already pre-selected the next gear awaiting for power to be transferred. As the next gear has already been pre-selected prior to power being applied, the gear change only takes 3-4 100ths of a second. There is virtually no interruption to power, traction or acceleration. The DSG also offers Tiptronic gear selection and sports mode.

Electronic Brake-pressure Distribution (EBD)

Electronic, more sophisticated means of regulating the ratio of front/rear brake pressure. Settings are varied according to driving and load conditions to ensure each wheel is braked to the optimum extent.

Electronic Differential Lock (EDL)

EDL improves driving and steering characteristics when accelerating on road surfaces where each wheel has a different degree of traction. The system operates automatically and is combined with the ABS system. Using the ABS wheel sensors, EDL monitors the speed of the individual driving wheels. When a difference in driving wheel speed is detected (i.e. when one wheel starts to spin due to differences in road surfaces, e.g. due to water or dirt) the system brakes the spinning wheel, transferring engine power to the wheel with the best traction.

Electronic Stabilisation Program (ESP)

ABS and ASR traction control systems are integrated into the Electronic Stabilisation Program (ESP). In short, ESP helps ensure that the vehicle goes where you steer it even in extreme driving conditions. The ESP system constantly compares the actual movement of the vehicle with pre-determined values and should a situation arise where the vehicle starts to skid, ESP will apply the brakes to individual wheels and automatically adjust the engine's power output to correct the problem. ESP prevents the vehicle from losing control when trying to avoid an accident, for example. It also prevents spinning off on a curve due to either understeer or oversteer.

Extended Electronic Differential Lock (XDL)

XDL is an extension of the Electronic Differential Lock (EDL) function. When cornering, XDL responds to the load relief at the front wheel on the inside of a corner. The ESP hydraulics are used for the XDL to apply pressure to the wheel on the inside of the corner in order to prevent wheel spin. This improves traction and reduces the tendency to understeer. As a direct result of the one-sided and precise braking pressure, cornering is sportier and more accurate.

Hill Start Assist (HSA)

Hill Start Assist (HSA) holds the vehicle when the foot brake is released by temporarily locking the brake pressure (for a maximum of 1.5 seconds) to provide comfortable starting-off without rolling back. Hill Start Assist (HSA) operates on inclines greater than 5% and is fitted in combination with both the manual transmission and the Direct Shift Gearbox (DSG).

Owning a Volkswagen

Volkswagen New Vehicle Warranty

Every new Volkswagen passenger vehicle is covered by a 3-year unlimited kilometres manufacturer's warranty, which includes Volkswagen Assist (24hr roadside assistance).

Every new Volkswagen passenger vehicle is also covered by a 3-year paintwork and 12-year anti-corrosion perforation warranty.

Volkswagen Assist – 24 Hour Roadside Assistance

As a valued customer, you can be assured that wherever you travel within Australia, you will have access to roadside assistance, 24 hours a day, 365 days a year. This is complimentary for the duration of the vehicle's original Volkswagen warranty period. You will receive help in the event of a breakdown or accident and if required, your vehicle will be mobilised or transported to an Authorised Volkswagen dealer.

As a Volkswagen owner you will also have access to the additional benefits of accommodation and car rental if your vehicle cannot be mobilised within 24 hours, when you are over 100kms away from home. Volkswagen Roadside Assist can also be renewed at the expiry of the original warranty, ensuring ongoing coverage for your vehicle.

Volkswagen New Vehicle Extended Warranty Insurance*

To give you added peace of mind and the assurance of added security, you have the option to extend the warranty period to suit your ownership cycle. If your Volkswagen is still covered by its New Vehicle Warranty, we can offer you a 12 months or 24 months/unlimited kilometres extension on the original warranty period already existing with your Volkswagen manufacturer's Warranty. You then have the assurance that your Volkswagen remains a Volkswagen. For further information regarding warranty and extending your vehicle's warranty period, please consult your local Volkswagen dealer, refer to your owner's handbook or visit volkswagen.com.au.

* Volkswagen New Vehicle Extended Warranty Insurance product is provided by Allianz Australia Insurance Limited (Allianz) ABN 15 000 122 850, AFSL Licence No. 234708. In arranging this cover, Volkswagen Group Australia Pty Ltd, ABN 14 093 117 876 and the authorised dealers act as agents of Allianz and not as your agent. Limits apply to the benefits you can claim. For full terms and conditions of cover, please refer to the relevant Volkswagen New Vehicle Extended Warranty Insurance policy document, available to you from your Volkswagen authorised motor dealer.

Volkswagen Capped Price Servicing*

Your Authorised Volkswagen Service Centre is part of Volkswagen's global Quality Management System, ensuring all dealers are certified to ISO 9001:2000 – an internationally recognised Quality Standard. Authorised Volkswagen Service Centres have factory trained Technicians equipped with the very latest diagnostic equipment, specialist tooling and Volkswagen Genuine Parts. An Authorised Volkswagen Service Centre is able to undertake work in accordance to factory specified guidelines and maintenance schedules. Volkswagen offers peace of mind, with Capped Price Servicing* now available at participating dealers.

* Capped price servicing is available at participating Volkswagen Dealers on Beetle 6 speed manual and 7 speed DSG models first sold by an authorised Volkswagen dealer on or after 23 February 2013. Capped price servicing applies to the first 6 standard scheduled services of your vehicle which are scheduled to occur every 15,000km/12 month interval (whichever occurs first). Exclusions and conditions apply. For details on pricing, items not included in the capped price and for full terms and conditions please visit www.volkswagen.com.au. Volkswagen Group Australia reserves the right to at any time modify or discontinue the Capped Price Servicing program

Volkswagen Genuine Accessories®

Volkswagen Genuine Accessories® are designed for your vehicle and approved by Volkswagen, with particular regard to safety. The workmanship, dimensional accuracy and materials used in these parts comply with factory specifications. To ensure safety and reliability, Volkswagen recommends the use of Volkswagen Genuine Accessories®. Volkswagen Authorised Dealers offer a 3-years/unlimited kilometres warranty on genuine accessories if fitted prior to vehicle purchase, or a 2-years/unlimited kilometres warranty if fitted after purchase.

Volkswagen Finance

Whether you are buying, borrowing or leasing, Volkswagen Finance will certainly make you think differently about financing and insuring your new Volkswagen. Committed to meeting the needs of Volkswagen drivers across Australia, we offer a range of leasing, financing and insurance products, each with distinct advantages depending on your specific circumstances. Our packages are designed to suit your individual requirements and budgeting needs with fast approval times.

Speak to your participating local Volkswagen Dealer today for the best financial solution and ultimate insurance protection for your vehicle or visit volkswagenfinance.com.au.

Think Blue.

Creating a sustainable future together

Volkswagen is committed to sustainability now and in the future, for us this means taking responsibility for the environment by getting involved in initiatives that contribute to a sustainable future through our products and behaviour.

We call this way of thinking, Think Blue. Volkswagen aims to become the leading automotive manufacturer for the environment and economy, making efficient and sustainable vehicles available to everyone. We want to inspire and motivate people to get involved in ecological sustainability, on the road and everywhere else.



Volkswagen Group Australia Pty Ltd
24 Muir Road Chullora NSW 2190
ABN 14 093 117 876

Printed in Australia
February 2013

Publication: **VGA3004G**



Volkswagen is distributed by Volkswagen Group Australia Pty Ltd, 24 Muir Road, Chullora, NSW 2190, ABN 14 093 117 876. Specifications are as planned at January 2013, for Model Year 2013 and are subject to change without notice or obligation. All information in this specification sheet is correct at the time of publication, however variations may occur from time to time and Volkswagen, in so far as it is permitted by law to do so, shall not be liable in any way as a result of any reliance by any person on anything contained in this specification sheet. Authorised Volkswagen dealers will provide up-to-date information on model application, design feature, prices and availability on request.

Volkswagen Insurance & Volkswagen Extended Warranty are provided by Allianz Australia Insurance Limited (Allianz), AFS Licence No. 234708, ABN 15 000 122 580. In arranging this insurance Volkswagen Financial Services Australia Pty Limited, ABN 20 097 071 460 & Volkswagen Group Australia Pty Ltd, ABN 14 093 117 896 and the authorised dealers act as agents of Allianz and not as your agent. Volkswagen Finance is a trading name of Volkswagen Financial Services Australia Pty Limited. Locked Bag 6252, Regents Park NSW 2143. Tel: 02 9695 6311.